

**ECO SOCIAL DEVELOPMENT ORGANIZATION (ESDO)**

**Consolidated Financial Statements**

**Auditor's Report and Consolidated Financial Statements  
for the year ended 30 June 2018**



**S. F. AHMED & CO.**

Chartered Accountants ...since 1958

*Member Firm of HLB International*

***Dhaka Office:***

House - 51 (2<sup>nd</sup> & 3<sup>rd</sup> Floor), Road - 9, Block - F,  
Banani, Dhaka - 1213, Bangladesh

Phones: (880-2) 9894026, 9894346 & 9870957

Fax: (880-2) 55042314

E-mail: sfaco@dhaka.net; ahmeds@bol-online.com

***Chittagong Office:***

Ispahani Building (2<sup>nd</sup> Floor),  
Agrabad C/A, Chittagong, Bangladesh

Phone: (880) 31-716184

Fax: (880) 31-713683

Email: sfaco@bbts.net

## CONTENTS

Sl. No.	Particulars	Page
1	Auditor's Reports on the Consolidated Financial Statements	i
2	Consolidated Statement of Financial Position	1
3	Consolidated Statement of Comprehensive Income	2
4	Consolidated Statement of Receipts & Payments	3
5	Detailed Receipts & Payments Statement	5
6	Statement of Change in Equity	7
7	Consolidated Statement of Cash flows	8
8	Notes to the Financial Statement	9
9	Receipts and Payments Account of No Poverty & Zero Hunger. Goal-1	18
10	Receipts & Payments Accounts of Good Health, Clean Water & Sanitation. Goal-2	22
11	Receipts & Payments Accounts of Education & Technical Vocational Training. Goal-3.	24
12	Receipts & Payments Accounts of Gender Equality, Child Protection & Promotion of Human Rights. Goal-4.	28
13	Receipts & Payments Account of Sustainable Communities, Climate Action & Promotion of Affordable Clean Energy. Goal-5	30
	Receipts & Payments Account of Innovation & Organizational Development. Goal-6	34
14	Schedule of Fixed Assets	38





**S F AHMED & CO.**

CHARTERED ACCOUNTANTS

...Since 1958

Member Firm of HLB International

■ House 51 (2<sup>nd</sup> Floor),  
Road 9, Block F,  
Banani, Dhaka 1213,  
Bangladesh

■ Telephone: (88-02) 9894026, 9870957  
Mobile 880 1707079855, 01707079856  
Fax: (88-02) 55042314  
E-mail: sfaco@dhaka.net  
sfali@connectbd.com  
ahmeds@bol-online.com

## Independent Auditor's Report to

### The Members of the Executive Directors of Eco-Social Development Organization (ESDO)

We have audited the accompanying Consolidated Financial Statements of **Eco-Social Development Organization (ESDO)**, which comprise the Consolidated Statement of Financial Position as at 30 June 2018 and the Consolidated Statement of Comprehensive Income, Statement of Cash flows, Consolidated Statement of Receipts and Payments, Statement of Changes in Equity, for the year then ended 30 June 2018 and a summary of significant accounting policies and other explanatory notes.

#### Management's responsibility for the financial statements

**Eco-Social Development Organization (ESDO)** management is responsible for the preparation and fair presentation of these Consolidated Financial Statements in accordance with Bangladesh Financial Reporting Standards (BFRS), and for such internal control as management determines is necessary to enable the preparation of Consolidated Financial Statements that are free from material misstatement whether due to fraud or error.

#### Auditors' Responsibility

Our responsibility is to express an opinion on these Consolidated Financial Statements based on our audit. We conducted our audit in accordance with Bangladesh Standards on Auditing (BSA). Those standards require that we comply with ethical requirements and plan and perform the audit to obtain reasonable assurance about whether the Consolidated Financial Statements are free from material misstatement.

An audit involves performing procedures to obtain audit evidence about the amounts and disclosures in the Consolidated Financial Statements. The procedures selected depend on the auditors' judgment, including the assessment of the risks of material misstatement of the Consolidated Financial Statements, whether due to fraud or error. In making those risk assessments, the auditors considers internal control relevant to the entity's preparation and fair presentation of the Consolidated Financial Statements in order to design audit procedures that are appropriate in the circumstances, but not for the purpose of expressing an opinion on the effectiveness of the entity's internal control. An audit also includes evaluating the appropriateness of accounting policies used and the reasonableness of accounting estimates made by management, as well as evaluating the overall presentation of the Consolidated Financial Statements.

We believe that the audit evidence we have obtained is sufficient and appropriate to provide a basis for our audit opinion.

#### Opinion

In our opinion, the Consolidated Financial Statements present fairly, in all material respects, the financial position of **Eco-Social Development Organization (ESDO)** as at 30 June 2018 and its financial performance for the year then ended 30 June 2018 in accordance with Bangladesh Financial Reporting Standards (BFRS) and other applicable laws and regulations.

Dated, Dhaka;  
30 August 2018



*S. F. Ahmed & Co.*

S. F. Ahmed & Co.  
Chartered Accountants


**Eco Social Development Organization (ESDO)**  
**Consolidated Statement of Financial Position**  
As at 30 June 2018

	Notes	Amount in Taka	
		30 June 2018	30 June 2017
<b>Property &amp; Assets</b>			
Property, plant & equipment	4.00	324,098,528	262,479,811
		<b>324,098,528</b>	<b>262,479,811</b>
<b>Current assets</b>			
Loan Outstanding	5.00	3,160,827,050	2,513,768,863
Investments	6.00	218,084,970	174,699,284
Staff Loan	7.00	34,389,306	33,707,292
Advance	8.00	9,851,396	5,216,096
Receivable (Donor)	9.00	39,380,674	33,528,044
Cash and Bank Balances	10.00	116,654,847	42,675,836
<b>Total current assets</b>		<b>3,579,188,243</b>	<b>2,803,595,415</b>
<b>Total property &amp; assets</b>		<b>3,903,286,771</b>	<b>3,066,075,226</b>
<b>Fund and Liabilities</b>			
<b>Fund &amp; reserves</b>			
Capital Fund	11.01	1,049,943,256	687,039,738
Unspent Fund	11.02	18,226,686	14,109,782
<b>Total fund &amp; reserve</b>		<b>1,068,169,942</b>	<b>701,149,520</b>
<b>Non current Liabilities</b>			
Security, Gratuity & PF Fund	12.00	140,459,455	111,367,067
LLP Reserve	13.00	84,579,684	52,543,963
Bima/Insurance (Staff & Bene.)	14.00	75,000,519	56,055,788
Loan from (PKSF & Bank)	15.01	550,038,417	465,103,011
<b>Total non current liabilities</b>		<b>850,078,075</b>	<b>685,069,829</b>
<b>Current Liabilities</b>			
Loan from (PKSF & Bank)	15.02	897,431,102	758,947,643
Savings Fund	16.00	1,085,337,708	920,708,234
Provisions for Expenses/Payable	17.00	2,269,944	200,000
<b>Total Current liabilities</b>		<b>1,985,038,754</b>	<b>1,679,855,877</b>
<b>Total Fund &amp; liability</b>		<b>3,903,286,771</b>	<b>3,066,075,226</b>

The accompanying notes form an integral part of these financial statements.

  
Executive Director, ESDO


  
Member (Finance), ESDO

  
Chairman, ESDO



Signed in terms of our separate report of even date annexed

Dated, Dhaka;  
30 August 2018

  
S. F. Ahmed & Co.  
Chartered Accountants

# Eco Social Development Organization (ESDO)

## Consolidated Statement of Comprehensive Income


For the year ended 30 June 2018

Amount in Taka		
2017-2018	2016-2017	
<b>Income:</b>		
Donor Fund	680,283,630	518,503,246
Service Charge (Microfinance)	905,246,509	629,754,390
Member Subscription	10,500	10,500
Bank Interest	9,259,165	5,028,750
Other Income	2,465,827	694,027
<b>Total Income</b>	<b>1,597,265,631</b>	<b>1,153,990,913</b>
<b>Expenditure:</b>		
No Poverty & Zero Hunger	524,668,964	433,041,085
Good Health, Clean Water & Sanitation	95,845,240	79,277,930
Education & Technical Vocational Training	84,046,562	69,518,710
Gender Equality, Child Protection & Promotion of Human Rights	201,516,069	166,683,049
Sustainable Communities, Climate Action & Promotion of Affordable Clean Energy	184,596,641	152,688,225
Innovation & Organizational Development	49,843,783	41,228,045
Provision for Expenses	2,269,944	200,000
LLPE	44,008,892	13,196,167
Savings Interest payable	11,077,227	9,755,055
Depreciation	32,371,889	23,311,698
<b>Total Expenditures</b>	<b>1,230,245,210</b>	<b>988,899,965</b>
Excess of Income Over Expenditure	367,020,422	165,090,948
<b>Total</b>	<b>1,597,265,631</b>	<b>1,153,990,913</b>

The accompanying notes form an integral part of these financial statements.

  
Executive Director, ESDO


  
Member (Finance), ESDO

  
Chairman, ESDO

Signed in terms of our separate report of even date annexed



Dated, Dhaka;  
30 August 2018

  
S. F. Ahmed & Co.  
Chartered Accountants

**Eco Social Development Organization (ESDO)**  
**Consolidated Statement of Receipts & Payments**  
**For the year ended 30 June 2018**

	Amount in Taka	
	2017-2018	2016-2017
<b>Receipts</b>		
<b>Opening Balances</b>		
Cash in Hand	509,582	185,017
Cash at Bank	42,166,254	51,717,394
Donor Fund	641,200,028	484,975,202
Service Charge	905,246,509	629,754,390
Member Subscription	10,500	10,500
Bank Interest	8,732,261	5,028,750
Other Income	2,465,827	694,027
Bill & Interest Receivable Received	33,230,972	526,904
Loan Received from PKSf & Bank	1,279,700,000	1,191,500,000
Loan Recovery from Bene.	4,417,651,688	3,744,074,598
Savings Received from Bene	944,607,057	745,276,567
Member Welfare Fund	52,066,462	44,174,115
Loan Recovery from Staff	16,992,227	19,529,278
Loan Recovery from Inter Project	417,232,368	163,367,137
Loan Received from GF Inter project	337,081,010	108,730,550
Staff Security Received	1,323,800	8,797,981
PF & Gratuty	34,790,636	19,398,564
FDR Encashment	23,361,713	156,991,928
Suspense A/C	7,125	976,387
Advance	36,011,911	11,152,587
<b>Total</b>	<b>9,194,387,930</b>	<b>7,386,861,876</b>
<b>Payments</b>		
No Poverty & Zero Hunger	524,668,964	433,041,085
Good Health, Clean Water & Sanitation	95,845,240	79,277,930
Education & Technical Vocational Training	84,046,562	69,518,710
Gender Equality, Child Protection & Promotion of Human Rights	201,516,069	166,683,049
Sustainable Communities, Climate Action & Promotion of Affordable Clean Energy	184,596,641	152,688,225
Innovation & Organizational Development	49,843,783	41,228,046
Loan Disbursement	5,064,717,000	4,418,774,000
Loan Refund to PKSf & Bank	1,056,281,135	850,529,341
Loan to Inter Project	357,041,965	163,367,137
Loan Refund (General)	336,260,456	108,730,550
Staff Security Refund	1,261,172	2,533,625
PF & Gratuty Refund	5,760,876	8,549,021
Savings Refund to Bene.	779,977,583	539,938,317
Investment to FDR	64,747,398	195,019,761
Loan to Staff	17,674,241	20,769,087
Member welfare fund refund	31,844,765	30,030,064
Provision for Exp. Payment	87,011,417	16,904,786



	<b>Amount in Taka</b>	
	<b>2017-2018</b>	<b>2016-2017</b>
Advance	40,647,211	149,920
<b>Capital Expenditure:</b>	-	-
Land & Building	60,697,854	10,959,568
Vehicle	8,458,085	19,612,472
Furniture & Fixture	19,382,696	8,050,328
Computer	919,141	2,968,191
Photocoper	305,000	1,296,365
Generator	536,175	22,400
Office Equipment	3,691,655	3,544,061
<b>Closing Balances</b>	-	-
Cash in Hand	393,570	509,582
Cash at Bank	116,261,277	42,166,254
<b>Total</b>	<b>9,194,387,930</b>	<b>7,386,861,876</b>

The accompanying notes form an integral part of these financial statements.

  
**Executive Director, ESDO**

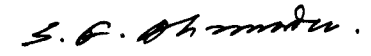
  
**Member (Finance), ESDO**

  
**Chairman, ESDO**

Signed in terms of our separate report of even date annexed



Dated, Dhaka;  
30 August 2018

  
**S. F. Ahmed & Co.**  
**Chartered Accountants**

**Eco Social Development Organization (ESDO)**  
Detailed Receipts & Payments Accounts  
For the Period from 01 July 2017 to 30 June 2018

Particulars	Goal-1	Goal-2	Goal-3	Goal-4	Goal-5	Goal-6	Total Taka
<b>RECEIPTS</b>							
Cash in Hand	265,544	22,419	120,945	14,452	10,172	76,050	509,582
Cash at Bank	22,373,596	6,094,482	2,039,559	3,035,641	2,725,442	5,897,534	42,166,254
Donor Fund	112,080,368	82,347,811	61,325,730	204,692,398	176,907,077	3,846,644	641,200,028
Bill & Interest Receivable Received	21,188,748	-	606,232	8,200,002	3,235,990	-	33,230,972
Service Charge	841,138,347	10,486,022	19,306,303	732,525	13,487,570	20,095,742	905,246,509
Member Subscription	-	-	-	-	-	10,500	10,500
Bank Interest	8,691,799	1,438	9,113	-	3,480	26,432	8,732,261
Other Income	2,465,827	-	-	-	-	-	2,465,827
Management & Overhead Income	-	-	-	-	-	-	-
Loan Received from PKSF & Bank	1,196,500,000	-	-	-	-	83,200,000	1,279,700,000
Loan Recovery from Bene.	4,417,651,688	-	-	-	-	-	4,417,651,688
Savings Received from Bene	941,224,123	-	-	-	-	3,382,934	944,607,057
Insurance Received from Bene.	52,066,462	-	-	-	-	-	52,066,462
Loan Recovery from Staff	-	-	2,031,486	-	350,970	14,609,771	16,992,227
Loan Recovery from Inter Project	24,126,886	-	-	-	-	393,105,482	417,232,368
Loan Received from GF Inter Project	197,589,637	3,692,500	26,674,663	8,936,060	14,956,233	85,231,917	337,081,010
Staff Security Received	-	-	-	-	-	1,323,800	1,323,800
Gratuity & PF	-	-	-	-	-	34,790,636	34,790,636
FDR Encashment	8,324,128	-	-	-	-	15,037,585	23,361,713
Suspenses A/C	7,125	-	-	-	-	-	7,125
Advance	21,774,763	95,000	2,371,210	-	3,214,619	8,556,319	36,011,911
<b>Total Taka:</b>	<b>7,867,469,041</b>	<b>102,739,672</b>	<b>114,485,241</b>	<b>225,611,078</b>	<b>214,891,553</b>	<b>669,191,346</b>	<b>9,194,387,930</b>





Particulars	Goal-1	Goal-2	Goal-3	Goal-4	Goal-5	Goal-6	Total Taka
<b>PAYMENTS</b>							
No Poverty & Zero Hunger	524,668,964	-	-	-	-	-	524,668,964
Good Health, Clean Water & Sanitation	-	95,845,240	-	-	-	-	95,845,240
Education & Technical Vocational Training	-	-	84,046,562	-	-	-	84,046,562
Gender Equality, Child Protection & Promotion of Human Rights	-	-	-	201,516,069	-	-	201,516,069
Sustainable Communities, Climate Action & Promotion of Affordable Clean Energy	-	-	-	-	184,596,641	-	184,596,641
Innovation & Organizational Development	-	-	-	-	-	49,843,783	49,843,783
Loan Disbursement	5,064,717,000	-	-	-	-	-	5,064,717,000
Loan Refund to PKSF & Bank	1,003,081,135	-	-	-	-	53,200,000	1,056,281,135
Loan to Inter Project	26,514,000	-	-	-	1,085,677	329,442,288	357,041,965
Loan Refund (General)	165,269,219	2,974,830	22,185,139	6,585,924	14,884,893	124,360,451	336,260,456
Staff Security Refund	-	-	-	-	-	1,261,172	1,261,172
PF & Gratuity Refund	-	-	-	-	-	5,760,876	5,760,876
Savings Refund to Bene.	779,977,583	-	-	-	-	-	779,977,583
Investment to FDR	63,090,451	-	-	-	-	1,656,947	64,747,398
Loan to Staff	-	-	-	-	-	17,674,241	17,674,241
Member welfare fund refund	31,844,765	-	-	-	-	-	31,844,765
Provision for Exp. Payment	82,786,041	-	-	-	-	4,225,376	87,011,417
Advance	22,210,350	807,245	4,369,935	11,158	5,292,310	7,956,213	40,647,211
<b>Capital Expenditure:</b>							
Land & Building	8,371,495	417,341	2,717,514	-	-	49,191,504	60,697,854
Vehicle	2,787,800	729,162	-	288,698	136,900	4,515,525	8,458,085
Furniture & Fixture	2,548,392	658,560	201,176	14,617,232	739,300	618,036	19,382,696
Computer	163,351	-	-	134,150	621,640	-	919,141
Photocopier	305,000	-	-	-	-	-	305,000
Generator	461,175	75,000	-	-	-	-	536,175
Office Equipment	2,422,726	8,000	174,308	-	998,010	88,611	3,691,655
<b>Closing Balances</b>							
Cash in Hand	162,376	12,150	34,927	28,787	5,000	150,330	393,570
Cash at Bank	86,087,218	1,212,144	755,680	2,429,060	6,531,181	19,245,994	116,261,277
<b>Total Taka:</b>	<b>7,867,469,041</b>	<b>102,739,672</b>	<b>114,485,241</b>	<b>225,611,078</b>	<b>214,891,552</b>	<b>669,191,347</b>	<b>9,194,387,930</b>



**ECO SOCIAL DEVELOPMENT ORGANIZATION (ESDO)**  
**Statement of Changes in Equity**  
For the period ended June 30, 2018

Particlures	FY 2017-2018			FY 2016-2017		
	Cumulative Surplus	Statutory Reserve Fund	Total	Cumulative Surplus	Statutory Reserve Fund	Total
Balance as at July 01, 2017	658,283,334	42,866,186	701,149,520	501,760,789	28,320,283	530,081,072
Surplus during this year	367,020,422	-	367,020,422	165,090,948	-	165,090,948
Add. prior year adjustment	-	-	-	5,977,500	-	5,977,500
<b>Balance As at June 30, 2018</b>	<b>1,025,303,756</b>	<b>42,866,186</b>	<b>1,068,169,942</b>	<b>672,829,237</b>	<b>28,320,283</b>	<b>701,149,520</b>
Less: Transfer to Reserve Fund	32,724,495	-	32,724,495	14,545,903	-	14,545,903
Add: Transfer from Cumulative Surpls	-	32,724,495	32,724,495	-	14,545,903	14,545,903
<b>Balance as on 30.06.2018</b>	<b>992,579,261</b>	<b>75,590,681</b>	<b>1,068,169,942</b>	<b>658,283,334</b>	<b>42,866,186</b>	<b>701,149,520</b>



**Eco Social Development Organization (ESDO)**  
**Consolidated Statement of Cash Flows**  
**For the year ended June 30, 2018**

	<b>Amount in Taka</b>	
	<b>FY 2017-2018</b>	<b>FY 2016-2017</b>
<b>A. Cash Flow from Operating Activities :</b>		
Surplus/(deficit) for the year	367,020,422	165,090,948
Add : Amount considered as non-cash Items :	-	-
LLPE	44,008,892	13,196,167
Depreciation for the year	32,371,889	23,311,698
Prior year adjustment	-	5,977,500
<b>Sub-total of non cash items</b>	<b>443,401,203</b>	<b>207,576,313</b>
Loan Disbursed to Members	(647,065,312)	(674,699,401)
Increase/(Decrease) in Current assets	792,485,537	(13,429,777)
Increase/(Decrease) in current liabilities	(782,792,827)	(13,176,167)
<b>Net cash used in Operating Activities</b>	<b>(193,971,399)</b>	<b>(493,729,032)</b>
<b>B. Cash Flow from Investing Activities :</b>		
Acquisition of property, plant and equipment	(93,990,606)	(35,493,817)
Investment	(43,385,686)	(40,027,760)
<b>Net cash used in Investing Activities</b>	<b>(137,376,292)</b>	<b>(75,521,577)</b>
<b>C. Cash Flow from Financing Activities :</b>		
Loan Received	223,418,864	321,759,892
Savings Fund	164,629,474	205,338,250
Security, Gratuity & PF Fund	29,092,388	22,215,072
LLP Reserve	(32,035,721)	(3,708,619)
Insurance	20,221,697	14,419,440
<b>Net Cash used in Financing Activities</b>	<b>405,326,702</b>	<b>560,024,035</b>
<b>D. Net increase/(decrease) (A+B+C)</b>	<b>73,979,011</b>	<b>(9,226,574)</b>
Add : Cash and Bank balance at the beginning of the year	42,675,836	51,902,410
<b>Cash and bank balance at the end of the year</b>	<b>116,654,847</b>	<b>42,675,836</b>



## **Eco Social Development Organization (ESDO)**

### **Notes to the Financial Statements**

For the year ended 30 June 2018

#### **1.00 Background of the organization**

**Eco Social Development Organization (ESDO)** is a local based non profitable, non Government Development organization. It was established in 1988 with a view to promote the Social-Economic status of the rural and pre urban poor people. It was registered with-

- (i) Social welfare Department Government Republic of Bangladesh vide Registration no.Thakur-440/88,Datedm 14 November,1988
- (ii) Micro-credit Regulatory, Dhaka Registration no.01059-03355-00203 MRA:0000204,25 March, 2008.
- (iii) NGO Affairs Bureau vide Registration no.694 dated 15 March 1993,(Renewed 2018)

Eco-Social Development Organization (ESDO) started its journey in 1988 with a noble vision to stand in solidarity with the poor and marginalized. Being a peoples' centered organization, ESDO envisioned for a society which will be free from inequality and injustice, a society where no child will cry from hunger and no life will be ruined by poverty. Near about three decades of relentless efforts to make this happen, ESDO has embraced new grounds and opened up new horizons to help the disadvantaged and vulnerable people to bring meaningful and lasting changes in their lives. During this long span, ESDO has adapted with the changing situation and provided the most time-bound services especially for the poor and disadvantaged. A community focused and people centered approach has been adapted by ESDO while consideration was given to the national policy and Sustainable Development Goals (SDGs) as its guiding principle.

ESDO is one of the most dynamic organizations expanding its development interventions across 156 upazillas under 28 districts of Bangladesh covering over 7.10 million poor and vulnerable people.

#### **2.00 Executive Summery**

Eco Social Development Organization (ESDO) continuous its mended for holistic development of rural populations in the areas of livelihood, skill development, health, education, water and sanitation, nutrition, mother and child health care services, kitchen gardening, growth monitoring, immunizations, arsenic mitigation and the developing needs of marginalized people of Bangladesh from its inception 1988. At the same time ESDO has been continuing micro credit, social development, food security, disaster management, agricultural development, livestock, fisheries, water resources management, hazardous child labour reduction, counter trafficking intervention, human rights, adult education, child education, skill development activities for ensuring equitable society free from poverty in ESDOs working area.

ESDO managed mentioned programs in 156 upazillas and 28 districts of Bangladesh, directly reaching more than 6.87 million poor and vulnerable people. Different need-based programs are aimed to enhancing the capabilities of deprived people in terms of social development, disaster facina, food security, agriculture, gender, nutrition, micro finance, health,

Environment, rights and governance, education and human development, and with empowering them to solve the problems that affect their lives and to cooperate with each other to resisting oppression and exploitation.



The undertaking of such self-initiated and autonomous actions is an important achievement in a context where the deprived people are dependent for their livelihood and social security.

For last 30 years of development journey, ESDO has been serving with untiring efforts to bring forth and optimum development situation in Bangladesh. During this long span of time ESDO has been intent to adapt with the changing situation and provide the most time-fitting services especially for the poor and disadvantaged. The comprehensive software & hardware support package has been dedicated to ensure, skill development activities, social development, food security, disaster management, agricultural development, livestock, fisheries, water resources management, micro credit, hazardous child labour reduction, counter trafficking intervention, human rights, adult education, child education, health and nutrition, hygienic sanitation and personal hygiene for the grassroots people while focusing on community motivation and empowerment of people. A community focused and people centered approach has been adapted by ESDO while considering the national policy and Sustainable Development Goals (SDGs) as its guiding principle.

For the sake of bringing sustainable food security, skill development, livelihood development, ESDO provides demand-driven and bottom-up services, instead of supply-driven and top-down services, ensuring community participation in every step from planning, through decision-making to implementation and monitoring and follow-up as well as cost sharing by community people. Maintaining this process ESDO has succeeded in creating a sense of ownership of the programmes among the community. This approach has contributed greatly to the sustainability of the program success.

ESDO has made advocacy programmes having major components like ethnic minority rights, gender awareness and women rights, social mobilization, legal aid services, hazardous child labour reduction movement, disaster management, social assistance to Adibashis and extreme minorities, counter trafficking etc. along with various promotional activities.

ESDO regularly conduct three types of planning for project activities. These are: (i) Strategic Plan (ii) Business Plan (iii) Yearly Plan.

ESDO facilities monitoring considering it as an essential tools for its programme management to measure the effectiveness of ESDO programmes both on quantitative and qualitative aspects. The effective facilitation of regular monitoring also enables the ESDO management take necessary correctively measures on its programme interventions at the right time. ESDO's all project activities are monitored monthly and quarterly basis by the respective project supervisors besides this ESDO has a group of experienced monitor team under the guidance of team leader. The monitor team has monitored the project activities quarterly and submits report to the Executive Director as well as in monthly coordination meeting. According to the monitoring findings, the ESDO management undertook action to improve the planned activities.

For ensuring qualitative and quantities programme ESDO's all project activities periodically and regularly audited by ESDO's Internal Audit Team. A professional group regularly audited ESDO's entire project under the direct supervision of Executive Director. As per audit findings, the concern sectoral coordinators ensure to meet-up their lacking or shortfall within require period.

ESDO regularly evaluated ESDO's programmes and projects through different period. Mid-term evaluation and final evaluation is mandatory for each programme.

ESDO has its own transparent financial system as well as comply with donor's requirement. ESDO maintain both accruals, cash basis accounting, and follow the double entry accounting system. Keeping accounts both way manually and by software also.



Weekly, monthly and Quarterly reporting systems are established. ESDO is able to produce and provide report to the donor as per their requirements.

ESDO believes that efficient staff is a significant parameter of organizational strength. ESDO consider them as the most valuable resources. 3274 staff has been working with ESDO, among them 1725 are male and 1547 are female of the total staff 89 are working in the central office and the rest 2988 are working under the regional and branch offices.

## **2.01 Vision**

We seek an equitable society free from all discriminations.

## **2.02 Mission**

Reduction in income poverty and human poverty of the people in ESDOs working area through undertaking massive integrated development program for the poor and marginalized community through service delivery and rights based approach. Income generation literacy programme nutrition and health programme human rights and good governance programme giving proper importance to environmental protection and regeneration. ESDO firmly believes and is actively involved in promoting human rights, dignity and gender equality through people's social, economic, political and human capacity building. Women in general and children are the core and central focus of its activities. Strengthening the organizational capacity carries importance to ensure quality of its services. Extending its services to the ultra poor is its main manifesto.

## **3.00 Basis of Accounting**

### **3.01 Preparation of Financial statements**

The financial statements are prepared in accordance with Bangladesh Accounting Standard (BAS) as well as international accounting Standard (IAS). The Financial Statements have been prepared on accrual basis under historical cost convention

### **3.02 Fixed Assets**

Fixed assets are valued at cost less accumulated depreciation. Depreciation on fixed assets is charged on diminishing balance method at the rate as shown in the schedule of fixed asset.

### **3.03 General**

- (a) Figures have been rounded off to the nearest taka.
- (b) Figures have been rearranged where necessary to conform current year's balance sheet.



Amount in Taka	
2017-2018	2016-2017

#### 4.00 Property, Plant and Equipment

<b>Opening Balance</b>	397,775,379	368,259,062
Adjustment made for fixed assets	-	(5,977,500)
<b>Restated opening Balance</b>	<b>397,775,379</b>	<b>362,281,562</b>
Addition during the year	93,990,606	35,493,817
	<b>491,765,985</b>	<b>397,775,379</b>
Adjustment During the year	-	-
	491,765,985	397,775,379
Less: Accumulated Depreciation	167,667,457	135,295,568
<b>Closing Balance as on 30.06.2018</b>	<b>324,098,528</b>	<b>262,479,811</b>

#### 5.00 Loan Outstanding

Loan to Beneficiaries	5.01	3,146,760,347	2,499,695,035
Loan Receivable (S)	5.02	14,066,703	14,073,828
		<b>3,160,827,050</b>	<b>2,513,768,863</b>

#### 5.01 Loan to Beneficiaries

<b>Opening Balance</b>	2,499,695,035	1,824,995,633
Add: Disbursed during the year	5,064,717,000	4,418,774,000
	<b>7,564,412,035</b>	<b>6,243,769,633</b>
Less: Collection during the year	4,417,651,688	3,744,074,598
<b>Closing Balance as on 30.06.2018</b>	<b>3,146,760,347</b>	<b>2,499,695,035</b>

#### 5.02 Loan Receivable(S)

<b>Opening Balance</b>	14,073,828	14,073,828
Add: During the year	-	-
	<b>14,073,828</b>	<b>14,073,828</b>
Less: Adjust during the year	7,125	-
<b>Closing Balance as on 30.06.2018</b>	<b>14,066,703</b>	<b>14,073,828</b>

#### 6.00 Investment

FDR Dev. & WWF	6.01	2,524,178	3,185,298
FDR Savings	6.02	116,369,173	92,101,694
FDR Surplus	6.03	76,633,296	44,134,452
FDR (Gratuity)	6.04	13,713,763	18,580,146
FDR-(PF)	6.05	8,844,560	16,697,694
<b>Total</b>		<b>218,084,970</b>	<b>174,699,284</b>



Amount in Taka	
2017-2018	2016-2017

#### 6.01 FDR (Dev. & WWF)

<b>Opening Balance</b>	3,185,298	2,544,564
Add: Addition made during the year	146,826	640,734
	<b>3,332,124</b>	<b>3,185,298</b>
Less: Adjustment during the year	807,947	-
<b>Closing Balance as on 30.06.2018</b>	<b>2,524,177</b>	<b>3,185,298</b>

#### 6.02 FDR (Savings)

<b>Opening Balance</b>	92,101,694	68,397,567
Add: Addition made during the year	29,591,607	121,854,288
	<b>121,693,301</b>	<b>190,251,855</b>
Less: Encashment/Realized during the year	5,324,128	98,150,161
<b>Closing Balance as on 30.06.2018</b>	<b>116,369,173</b>	<b>92,101,694</b>

#### 6.03 FDR (Surplus)

<b>Opening Balance</b>	44,134,452	21,334,638
Add: Addition made during the year	32,498,844	53,373,137
	<b>76,633,296</b>	<b>74,707,775</b>
Less: Encashment/Realized during the year	-	30,573,323
<b>Closing Balance as on 30.06.2018</b>	<b>76,633,296</b>	<b>44,134,452</b>

#### 6.04 FDR (Gratuity):

<b>Opening Balance</b>	18,580,146	15,776,307
Add: Addition during the year	868,838	8,845,154
	<b>19,448,984</b>	<b>24,621,461</b>
Less: Encashment during the year	5,735,221	6,041,315
<b>Closing Balance as on 30.06.2018</b>	<b>13,713,763</b>	<b>18,580,146</b>

#### 6.05 FDR-(PF)

<b>Opening Balance</b>	16,697,694	26,618,375
Add: Addition made during the year	641,283	10,306,448
	<b>17,338,977</b>	<b>36,924,823</b>
Add: Adjusted with Capital Fund	8,494,417	20,227,129
<b>Closing Balance as on 30.06.2018</b>	<b>8,844,560</b>	<b>16,697,694</b>

#### 7.00 Staff Loan

<b>Opening Balance</b>	33,707,292	32,467,483
Add: Paid during the year	17,674,241	20,769,087
	<b>51,381,533</b>	<b>53,236,570</b>
Less: Realized during the year	16,992,227	19,529,278
<b>Closing Balance as on 30.06.2018</b>	<b>34,389,306</b>	<b>33,707,292</b>





Amount in Taka	
2017-2018	2016-2017

#### 8.00 Advances

<b>Opening Balance</b>	5,216,096	5,409,115
Add: Paid during the year	40,647,211	10,959,568
	<b>45,863,307</b>	<b>16,368,683</b>
Less: Realized during the year	36,011,911	11,152,587
<b>Closing Balance as on 30.06.2018</b>	<b>9,851,396</b>	<b>5,216,096</b>

#### 9.00 Receivable (Donor)

<b>Opening Balance</b>	33,528,044	21,145,057
Add: Addition made during the year	39,083,602	33,528,044
	<b>72,611,646</b>	<b>54,673,101</b>
Less: Realized during the year	33,230,972	21,145,057
<b>Closing Balance as on 30.06.2018</b>	<b>39,380,674</b>	<b>33,528,044</b>

#### Breakup of the addition made during the year is given below:

WFP-ER	-	-
IDCOL	619,923	1,500,000
PKSF	-	19,386,944
PKSF(PASE)	2,696,160	-
PKSF(CSP-Thakurgaon)	1,250,765	-
PKSF(CSP-Panchagarh)	1,080,135	-
PKSF(AGED-Auliapur)	751,775	-
PKSF(AGED-Akcha)	748,663	-
PKSF(Enrich-Auliapur)	2,125,642	-
PKSF(Enrich-Social Advocacy)	105,630	-
PKSF(Enrich-Bachor)	2,775,010	-
PKSF(Enrich-Tusvandar)	2,547,864	-
PKSF (UJJIBITO)	1,527,492	-
PKSF (SEIP-Thakurgaon)	2,595,124	-
PKSF (SEIP-Lalmonirhat)	1,028,148	-
PKSF (AEOSIB)	712,203	-
GOV(USCEP-Rangpur)	797,625	-
GOV(USCEP-Dhaka)	645,750	-
GOV(USCEP-Rajshahi)	787,375	-
GOV(USCEP-Khulna)	681,750	-
GOV(PVT-ROSC-11)	5,060,373	-
SFP-WFP-Dhaka	1,117,990	606,232
GOV(SFP-Barisal)	267,642	-
GOV(SFP-Gopalganj)	157,923	-
GOV(SFP-Rangpur)	243,291	-
GOV(SFP-Dinajpur)	133,110	-
GOV(SFP-Sherpur)	72,182	-
GOV( UPHC)	4,365,280	-
UNDP-AVCB	720,000	8,200,002
UNDP-SHAPNO	-	1,745,572
BBA-GOVT. PADMA	2,173,000	1,735,990
CLMS	768,873	-
FDR Bank Interest	526,904	353,304
<b>Total</b>	<b>39,083,602</b>	<b>33,528,044</b>

An amount of Taka 39,083,602 which has been included Donor fund in the statement of comprehensive Income



Amount in Taka	
2017-2018	2016-2017

#### 10.00 Cash and Bank Balance

Cash in Hand	393,570	509,582
Cash at Bank	116,261,277	42,166,254
<b>Closing Balance as on 30.06.2018</b>	<b>116,654,847</b>	<b>42,675,836</b>

#### 11.00 Fund Account

<b>Opening Balance</b>	701,149,520	530,081,072
Add: Prior year adjustment	-	5,977,500
Add: Surplus/ (Deficit) during the year	367,020,422	165,090,948
Add: Adjustment	-	-
<b>Closing Balance as on 30.06.2018</b>	<b>1,068,169,942</b>	<b>701,149,520</b>

#### 11.01 Capital Fund

1,049,943,256 687,039,738

#### 11.02 Unspent Fund

18,226,686 14,109,782

**1,068,169,942 701,149,520**

#### 12.00 SECURITY, GRATUITY & PF FUND

Staff Security Fund	12.01	25,887,460	25,824,832
Staff Gratuity Fund	12.02	33,297,397	25,970,092
Staff Provident Fund	12.03	81,274,598	59,572,143
		<b>140,459,455</b>	<b>111,367,067</b>

#### 12.01 Staff Security Fund

<b>Opening Balance</b>	25,824,832	19,560,476
Add: Received during the year	1,323,800	8,797,981
	<b>27,148,632</b>	<b>28,358,457</b>
Less: Refund during the year	1,261,172	2,533,625
<b>Closing Balance as on 30.06.2018</b>	<b>25,887,460</b>	<b>25,824,832</b>

#### 12.02 Staff Gratuity Fund

<b>Opening Balance</b>	25,970,092	19,646,922
Add: Received during the year	8,724,654	7,173,456
	<b>34,694,746</b>	<b>26,820,378</b>
Less: Refund during the year	1,397,349	850,286
<b>Closing Balance as on 30.06.2018</b>	<b>33,297,397</b>	<b>25,970,092</b>

#### 12.03 Staff Provident Fund

Opening Balance	59,572,143	49,944,597
Add: Addition made during the year	26,065,982	12,225,108
	85,638,125	62,169,705
Less: Refund during the year	4,363,527	2,597,562
<b>Closing Balance as on 30.06.2018</b>	<b>81,274,598</b>	<b>59,572,143</b>



Amount in Taka	
2017-2018	2016-2017

### 13.00 Loan Loss Provision (LLP)

<b>Opening Balance</b>	52,543,963	56,252,582
Add: Addition made during the year	44,008,892	13,196,167
	<b>96,552,855</b>	<b>69,448,749</b>
Add: Adjustment (writte off)	11,973,171	16,904,786
Less: Overdue Adjust	-	-
<b>Closing Balance as on 30.06.2018</b>	<b>84,579,684</b>	<b>52,543,963</b>

### 14.00 Member Welfare Fund

Member Bima/Insurance	14.01	75,000,519	54,778,822
Staff Insurance & Development Fund	14.02	-	1,276,966
		<b>75,000,519</b>	<b>56,055,788</b>

### 14.01 Member Loan Insurance

<b>Opening Balance</b>	54,778,822	40,359,382
Add: Addition made during the year	52,066,462	44,174,115
	<b>106,845,284</b>	<b>84,533,497</b>
Less: Refund during the year	31,844,765	29,754,675
<b>Closing Balance as on 30.06.2018</b>	<b>75,000,519</b>	<b>54,778,822</b>

### 14.02 WWF Fund

The above balance has been arrived at as under:

<b>Opening Balance</b>	1,276,966	1,276,966
Add: Addition made during the year	-	-
Add: Fund	-	-
	<b>1,276,966</b>	<b>1,276,966</b>
Less: Payment made during the year	1,276,966	-
Less: Donation to Hospital	-	-
<b>Closing Balance as on 30.06.2018</b>	<b>-</b>	<b>1,276,966</b>

### 15.00 Loan from PKSF & BANK

<b>Opening Balance</b>	1,224,050,654	902,290,762
Add: Received during the year	1,279,700,000	1,191,500,000
	<b>2,503,750,654</b>	<b>2,093,790,762</b>
Add: Adjustment	-	19,210,767
	<b>2,503,750,654</b>	<b>2,074,579,995</b>
Less: Refund during the year	1,056,281,135	850,529,341
<b>Closing Balance as on 30.06.2018</b>	<b>1,447,469,519</b>	<b>1,224,050,654</b>

### 15.01 Non-Current Liabilities

	550,038,417	465,103,011
--	-------------	-------------

### 15.02 Current Liabilities

	897,431,102	758,947,643
--	-------------	-------------



Amount in Taka	
2017-2018	2016-2017

**16.00 Savings Fund**

<b>Opening Balance</b>	920,708,234	715,369,984
Add: Received during the year	944,607,057	745,276,567
	<b>1,865,315,291</b>	<b>1,460,646,551</b>
Less: Refund during the year	779,977,583	539,938,317
<b>Closing Balance as on 30.06.2018</b>	<b>1,085,337,708</b>	<b>920,708,234</b>

**17.00 Provision for Expenses**

<b>Opening Balance</b>	200,000	180,000
Add: Addition made during the year	2,269,944	200,000
	<b>2,469,944</b>	<b>380,000</b>
Less: Adjusted during the year	200,000	180,000
<b>Closing Balance as on 30.06.2018</b>	<b>2,269,944</b>	<b>200,000</b>

**Breakup of the addition made during the year is given below:**

**Particulars**

Audit Fees	200,000	-
Electricity Bill	57,176	-
Income Tax	2,012,768	200,000
	<b>2,269,944</b>	<b>200,000</b>



## Eco Social Development Organization (ESDO)

Collegepara, Thakurgaon

No Poverty &amp; Zero Hunger

Receipts &amp; Payments Accounts

For the Period from 01 July 2017 to 30 June 2018

Sl. No	Particulars	Aroni Handicraft	Amader Bazar	Aroni Handicraft	Aroni Handicraft	ENRICH-Tus	ENRICH-B	ENRICH-A	Probin-Alcha	Probin-Aulapaur	Aroni Ltd.	Chasce
	<b>RECEIPTS</b>											
1	Opening Balances											
2	Cash in Hand		4,689									
3	Cash at Bank		491,282				55,078	112,182	64,114		1,382,241	253,480
4	Donor Fund	1,924,157					1,067,679	10,461,496	659,098	399,390		
5	Bill & Interest Receivable Received											
6	Service Charge	1,631,566	4,320,663		1,799,000	34,582	255,880	287,430	194,170	1,007,872	14,979,810	
7	Member Subscription											
8	Bank Interest		1,000		3,750			4,350	46	1,800		120
9	Other Income											
10	Management & Overhead Income											
11	Loan Received from PKSf & Bank											
12	Loan Recovery from Bene.											
13	Savings Received from Bene											
14	Member Welfare Received from Bene											
15	Loan Recovery from Staff											
16	Loan Recovery from Inter Project											
17	Loan Received from GF	1,336,487				2,639,379	4,062,889	1,302,314	1,570,000	2,451,000	4,420,000	98,005
18	Staff Security Received											
19	Gratuity & PF Received											
20	FDR Encashment										3,000,000	
21	Suspenses A/C											
22	Advance Recovery	913,400	140,000								8,066,507	
	<b>Total Taka:</b>	<b>5,805,610</b>	<b>4,957,634</b>	<b>1,802,750</b>	<b>2,673,961</b>	<b>5,441,526</b>	<b>12,167,772</b>	<b>2,423,314</b>	<b>3,924,176</b>	<b>31,848,558</b>	<b>351,609</b>	



**Eco Social Development Organization (ESDO)**

Collepara, Thakurgaon

No Poverty & Zero Hunger

Receipts & Payments Accounts

For the Period from 01 July 2017 to 30 June 2018

Sl. No	Particulars	SWAPNO	PYT	FACE	LIFT	SHOUHARDO III	APARAJITA	WtRF	Microcredit	Total Taka
	<b>RECEIPTS</b>									
1	Opening Balances									-
2	Cash in Hand		16,411	108	10	15,000			229,326	265,544
3	Cash at Bank	11,603	367,313	213,082	318,093	3,014,116	274		16,090,734	22,373,596
4	Donor Fund	4,448,503	15,144,489	4,454,721	2,000,000	66,855,971		4,664,864		112,080,368
5	Bill & Interest Receivable Received	1,745,572							19,443,176	21,188,748
6	Service Charge				157,236	82,760			816,387,378	841,138,347
7	Member Subscription									-
8	Bank Interest								8,680,733	8,691,799
9	Other Income								2,465,827	2,465,827
10	Management & Overhead Income									-
11	Loan Received from PKSF & Bank								1,196,500,000	1,196,500,000
12	Loan Recovery from Bene.								4,417,651,688	4,417,651,688
13	Savings Received from Bene								941,224,123	941,224,123
14	Member Welfare Received from Bene.								52,066,462	52,066,462
15	Loan Recovery from Staff									-
16	Loan Recovery from Inter Project								24,126,886	24,126,886
17	Loan Received from GF	5,025,500	10,828,513	3,614,000	1,291,000				158,950,550	197,589,637
18	Staff Security Received									-
19	Gratuity & PF Received									-
20	FDR Encashment								5,324,128	8,324,128
21	Suspenses A/C		7,993,785	1,897,285	712,003				7,125	7,125
22	Advance Recovery		34,350,511	10,179,196	4,478,342	69,967,847	274	4,674,864	7,661,189,919	7,867,469,041
	<b>Total Taka:</b>	<b>11,231,178</b>	<b>34,350,511</b>	<b>10,179,196</b>	<b>4,478,342</b>	<b>69,967,847</b>	<b>274</b>	<b>4,674,864</b>	<b>7,661,189,919</b>	<b>7,867,469,041</b>



**Eco Social Development Organization (ESDO)**  
 Collegepara, Thakurgaon  
 No Poverty & Zero Hunger  
 Receipts & Payments Accounts  
 For the Period from 01 July 2017 to 30 June 2018

Sl. No	Particulars	Aroni Handicraft	Amader Bazar	Aroni Handicraft	ENRICH-Tus	ENRICH-B	ENRICH-A	Probin-Akcha	Probin-Auliapur	Aroni Ltd.	Chasee
	<b>PAYMENTS</b>										
1	No Poverty & Zero Hunger	3,082,433	1,133,881	1,802,750	2,671,911	5,438,134	5,111,986	1,201,432	1,599,072	20,283,680	260,851
2	Good Health, Clean Water & Sanitation										
3	Education & Technical Vocational Training										
4	Gender Equality, Child Protection & Promotion of Human Rights										
5	Sustainable Communities, Climate Action & Promotion of Affordable Clean Energy										
6	Innovation & Organizational Development										
7	Loan Disbursement										
8	Loan Refund to PKSF & Bank									2,320,000	
9	Loan to Inter Project										
10	Loan Refund (General)	1,727,257	2,460,000				7,025,809	659,098	2,321,782		89,000
11	Staff Security Refund										
12	PF & Gratuity Refund										
13	Savings Refund to Bene.										
14	Investment to FDR									1,000,000	
15	Loan to Staff										
16	Member welfare fund refund		192,742								
17	Provision for Exp. Payment	915,400	80,000							8,054,507	
18	Advance										
19	<b>Capital Expenditure:</b>										
20	Land & Building		100,000					298,550			
21	Vehicle										
22	Furniture & Fixture										
23	Computer										
24	Photocopier										
25	Generator										
26	Office Equipment										
27	<b>Closing Balances</b>										
28	Cash in Hand	80,520	130,586		2,050	3,392	29,977	264,234	3,322	190,371	1,758
29	Cash at Bank	5,805,610	860,425	1,802,750	2,673,961	5,441,526	12,167,772	2,423,314	3,924,176	31,848,558	351,609
	<b>Total Taka:</b>		<b>4,957,634</b>	<b>1,802,750</b>	<b>2,673,961</b>	<b>5,441,526</b>	<b>12,167,772</b>	<b>2,423,314</b>	<b>3,924,176</b>	<b>31,848,558</b>	<b>351,609</b>



**Eco Social Development Organization (ESDO)**

Collepara, Thakurgaon

No Poverty & Zero Hunger

Receipts & Payments Accounts

For the Period from 01 July 2017 to 30 June 2018

Sl. No	Particulars	SWAPNO	PVT	PACE	LIFT	SHOUHARDO III	AFARAJITA	WTRF	Microcredit	Total Taka
<b>PAYMENTS</b>										
1	No Poverty & Zero Hunger	6,026,402	12,985,166	4,573,879	1,911,878	66,088,028	274	3,853,503	386,643,704	524,668,964
2	Good Health, Clean Water & Sanitation									
3	Education & Technical Vocational Training									
4	Gender Equality, Child Protection & Promotion of Human Rights									
5	Sustainable Communities, Climate Action & Promotion of Affordable Clean Energy									
6	Innovation & Organizational Development									
7	Loan Disbursement								5,064,717,000	5,064,717,000
8	Loan Refund to PKSF & Bank								1,003,081,135	1,003,081,135
9	Loan to Inter Project								24,194,000	26,514,000
10	Loan Refund (General)	4,442,500	11,186,570	3,500,000					131,857,203	165,269,219
11	Staff Security Refund									
12	PF & Gratuity Refund								779,977,583	779,977,583
13	Savings Refund to Bene.								62,090,451	63,090,451
14	Investment to FDR									
15	Loan to Staff									
16	Member welfare fund refund								31,844,765	31,844,765
17	Provision for Exp. Payment								82,593,299	82,786,041
18	Advance		8,365,188	1,897,050	812,264				2,085,941	22,210,350
19	<b>Capital Expenditure:</b>									
20	Land & Building				1,683,836				6,289,109	8,371,495
21	Vehicle			79,800					2,708,000	2,787,800
22	Furniture & Fixture					100,674			2,447,718	2,548,392
23	Computer								163,351	163,351
24	Photocopier								305,000	305,000
25	Generator								461,175	461,175
26	Office Equipment		1,480,839						941,887	2,422,726
27	<b>Closing Balances</b>									
28	Cash in Hand		11,790			15,000		5,000		162,376
29	Cash at Bank	762,276	320,958	128,467	70,364	3,764,145		816,361	78,788,598	86,087,218
<b>Total Taka:</b>		<b>11,231,178</b>	<b>34,350,511</b>	<b>10,179,196</b>	<b>4,478,342</b>	<b>69,967,847</b>	<b>274</b>	<b>4,674,864</b>	<b>7,661,189,919</b>	<b>7,867,469,041</b>





**Eco Social Development Organization (ESDO)**  
 Collegepara, Thakurgaon  
 Good Health, Clean Water & Sanitation  
 Receipts & Payments Accounts  
 For the Period from 01 July 2017 to 30 June 2018

Sl. No	Particulars	Hospital	SCMHC	Wash Result-D	Wash Result-B	UPHCSDP	SAWRP-D	SAWRP-Th	SAWRP-R	SAWRP-Ran	Total Taka
	<b>RECEIPTS</b>										
1	Opening Balances										-
2	Cash in Hand	7,745					14,674				-
3	Cash at Bank	84,123		841,950	692,472	62,221	134,126	4,253,044	1,000	25,546	22,419
4	Donor Fund		3,664,755	6,736,146	6,526,913	41,314,268		23,060,980		1,044,749	6,094,482
5	Bill & Interest Receivable Received										82,347,811
6	Service Charge	4,055,022		20,000	14,000	6,365,000		32,000			10,486,022
7	Member Subscription										-
8	Bank Interest	380		332	222			504			1,438
9	Other Income										-
10	Management & Overhead Income										-
11	Loan Received from PKSF & Bank										-
12	Loan Recovery from Bene.										-
13	Savings Received from Bene										-
14	Member Welfare Received from Bene.										-
15	Loan Recovery from Staff										-
16	Loan Recovery from Inter Project										-
17	Loan Received from GF					2,900,000				792,500	3,692,500
18	Staff Security Received										-
19	Gratuity & PF Received										-
20	FDR Encashment										-
21	Suspenses A/C										-
22	Advance Recovery	95,000									95,000
	<b>Total Taka:</b>	<b>4,242,270</b>	<b>3,664,755</b>	<b>7,598,428</b>	<b>7,233,607</b>	<b>50,641,489</b>	<b>148,800</b>	<b>27,346,528</b>	<b>1,000</b>	<b>1,862,795</b>	<b>102,739,672</b>



Sl. No	Particulars	Hospital	SCMHC	Wash Result-D	Wash Result-B	UPHCSDP	SAWRP-D	SAWRP-Th	SAWRP-R	SAWRP-Ran	Total Taka
	<b>PAYMENTS</b>										
1	No Poverty & Zero Hunger										
2	Good Health, Clean Water & Sanitation	3,005,651	2,981,381	7,461,283	7,168,103	47,740,216	148,800	25,557,799	1,000	1,781,007	95,845,240
3	Education & Technical Vocational Training										
4	Gender Equality, Child Protection & Promotion of Human Rights										
5	Sustainable Communities, Climate Action & Promotion of Affordable Clean Energy										
6	Innovation & Organizational Development										
7	Loan Disbursement										
8	Loan Refund to PKSF & Bank										
9	Loan to Inter Project										
10	Loan Refund (General)	1,830				2,900,000				73,000	2,974,830
11	Staff Security Refund										
12	PF & Gratuity Refund										
13	Savings Refund to Bene.										
14	Investment to FDR										
15	Loan to Staff										
16	Member welfare fund refund										
17	Provision for Exp. Payment										
18	Advance	807,245									807,245
19	<b>Capital Expenditure:</b>										
20	Land & Building	417,341									417,341
21	Vehicle		574,354					154,808			729,162
22	Furniture & Fixture		41,844					616,716			658,560
23	Computer										
24	Photocopier										
25	Generator							75,000			75,000
26	Office Equipment		8,000								8,000
27	<b>Closing Balances</b>										
28	Cash in Hand	150	2,000					10,000			12,150
29	Cash at Bank	10,053	57,176	137,145	65,504	1,273	148,800	932,205	1,000	8,788	1,212,144
	<b>Total Taka:</b>	<b>4,242,270</b>	<b>3,664,755</b>	<b>7,598,428</b>	<b>7,233,607</b>	<b>50,641,489</b>	<b>148,800</b>	<b>27,346,528</b>	<b>1,000</b>	<b>1,862,795</b>	<b>102,739,672</b>



## Eco Social Development Organization (ESDO)

Collegepara, Thakurgaon

Education &amp; Technical Vocational Training

Receipts &amp; Payments Accounts

For the Period from 01 July 2017 to 30 June 2018

Sl. No	Particulars	ETRC-LAL	ETRC-Tha	Lokayan Musiam	SEIP-AEOSIB	BGMEA	EIT	EIT-2 GF	SEIP-lalmoni	SEIP	SFP-Br	SFP-Go	SFP-Din	SFP-Ser
	<b>RECEIPTS</b>													
1	Opening Balances													
2	Cash in Hand	7,890	-	8,750			787					373		
3	Cash at Bank	202,664	35,003	159,770			40,761		8,376	799,737		122,769		
4	Donor Fund				1,602,096	285,586			1,200,000	5,977,615	5,971,687	7,127,328	1,590,865	861,695
5	Bill & Interest Receivable Received													
6	Service Charge	2,959,029	6,589,040	448,400	59,486	150,000	60,900	8,053,414	233,293	701,878		9169		
7	Member Subscription													
8	Bank Interest			3,035			2,392							1
9	Other Income													
10	Management & Overhead Income													
11	Loan Received from PKSF & Bank													
12	Loan Recovery from Bene.													
13	Savings Received from Bene													
14	Member Welfare Received from Bene.							1,956,486						
15	Loan Recovery from Staff	75,000												
16	Loan Recovery from Inter Project													
17	Loan Received from GF	364,145	364,145	2,711,000	2,489,836	60,000		1,848,570	1,700,000	5,963,181	1,796,726		1,313,739	1,033,362
18	Staff Security Received													
19	Gratuity & PF Received													
20	FDR Encashment													
21	Suspenses A/C	75,000	192,000	532,650						1,506,560				
22	Advance Recovery	3,319,583	7,180,188	3,863,605	4,151,418	495,586	104,840	11,858,470	3,141,669	14,948,971	7,768,413	7,259,639	2,904,604	1,895,058
	<b>Total Taka:</b>													



**Eco Social Development Organization (ESI)**  
 Collegepara, Thakurgaon  
 Education & Technical Vocational Training  
 Receipts & Payments Accounts  
 For the Period from 01 July 2017 to 30 June 2018

Sl. No	Particulars	SFP-Ran	SFP-Khu	SFP-Dh	ICDP	QIESDP	DMIEP	USCEP-D	USCEP-Raj	USCEP-Ran	CLEAR	CLMS	Total Taka
	<b>RECEIPTS</b>												
1	Opening Balances												120,945
2	Cash in Hand			3,275	2,000	5,000			92,332	538			2,039,559
3	Cash at Bank	2,431		273,101	3,538	77,022		143,027	-	170,360	1,000		61,325,730
4	Donor Fund	8,762,233		7,586,642		5,678,712		3,341,399	2,814,182	3,741,737		3,405,701	606,232
5	Bill & Interest Receivable Received			606,232									19,306,303
6	Service Charge	3,286							38,408				
7	Member Subscription												
8	Bank Interest	2		1,726				1,814	143				9,113
9	Other Income												
10	Management & Overhead Income												
11	Loan Received from PKSF & Bank												
12	Loan Recovery from Bene.												
13	Savings Received from Bene												
14	Member Welfare Received from Bene.												2,031,486
15	Loan Recovery from Staff												
16	Loan Recovery from Inter Project												
17	Loan Received from GF	15,266	452,300	1,000				801,800	2,100,199	2,262,539		1,761,000	26,674,663
18	Staff Security Received												
19	Gratuity & PF Received												
20	FDR Encashment												
21	Suspenses A/C												
22	Advance Recovery									65,000			2,371,210
	<b>Total Taka:</b>	<b>8,783,218</b>	<b>452,300</b>	<b>8,471,976</b>	<b>5,538</b>	<b>5,760,734</b>	<b>1,378,252</b>	<b>4,288,040</b>	<b>5,045,264</b>	<b>6,240,174</b>	<b>1,000</b>	<b>5,166,701</b>	<b>114,485,241</b>



**Eco Social Development Organization (ESDO)**  
 Collegepara, Thakurgaon  
 Education & Technical Vocational Training  
 Receipts & Payments Accounts  
 For the Period from 01 July 2017 to 30 June 2018

Sl. No	Particulars	ETRC-LAL	ETRC-Tha	Lokayan Musiam	SEIP-AEOSIB	BCMEA	EIT	EIT-2 GF	SEIP-lalmomi	SEIP	SFP-Br	SFP-Co	SFP-Din	SFP-Ser
<b>PAYMENTS</b>														
1	No Poverty & Zero Hunger													
2	Good Health, Clean Water & Sanitation													
3	Education & Technical Vocational Training	2,067,804	6,594,405	1,789,503	2,978,947	339,350	57,075	5,626,317	3,063,012	6,764,673	7,765,668	7,246,531	2,902,111	1,881,726
4	Gender Equality, Child Protection & Promotion of Human Rights													
5	Sustainable Communities, Climate Action & Promotion of Affordable Clean Energy													
6	Innovation & Organizational Development													
7	Loan Disbursement													
8	Loan Refund to PKSF & Bank													
9	Loan to Inter Project													
10	Loan Refund (General)	1,250,000	123,650		1,144,888	100,000		4,591,898	75,000	5,450,204				
11	Staff Security Refund													
12	PF & Gratuity Refund													
13	Savings Refund to Bene.													
14	Investment to FDR													
15	Loan to Staff													
16	Member welfare fund refund													
17	Provision for Exp. Payment									2,706,560		11,000		
18	Advance		217,000	542,650		28,650								
19	<b>Capital Expenditure:</b>													
20	Land & Building			1,406,754				1,310,760						
21	Vehicle													
22	Furniture & Fixture		141,886											
23	Computer													
24	Photocopier													
25	Generator													
26	Office Equipment			75,330										
27	<b>Closing Balances</b>													
28	Cash in Hand	11		22,573				68		4,050	642	45		
29	Cash at Bank	1,768	103,247	26,796	27,583	27,586	47,765	329,427	3,657	23,484	2,103	2,063	2,493	13,332
	<b>Total Taka:</b>	3,319,583	7,180,188	3,863,605	4,151,418	495,586	104,840	11,858,470	3,141,669	14,948,971	7,768,413	7,259,639	2,904,604	1,895,058



**Eco Social Development Organization (ESI)**  
 Collegepara, Thakurgaon  
 Education & Technical Vocational Training  
 Receipts & Payments Accounts  
 For the Period from 01 July 2017 to 30 June 2018

Sl. No	Particulars	SFP-Ran	SFP-Khu	SFP-Dh	ICDP	QIESDP	DMIEP	USCEP-D	USCEP-Raj	USCEP-Ran	CLFEAR	CLMS	Total Taka
<b>PAYMENTS</b>													
1	No Poverty & Zero Hunger												
2	Good Health, Clean Water & Sanitation												
3	Education & Technical Vocational Training	8,767,279	377,763	8,456,604	5,538	5,656,516	1,378,252	3,382,601	2,266,733	2,390,928	1,000	2,286,227	84,046,562
4	Gender Equality, Child Protection & Promotion of Human Rights												
5	Sustainable Communities, Climate Action & Promotion of Affordable Clean Energy												
6	Innovation & Organizational Development												
7	Loan Disbursement												
8	Loan Refund to PKSF & Bank												
9	Loan to Inter Project												
10	Loan Refund (General)			1,000				118,000	2,735,320	3,716,179		2,879,000	22,185,139
11	Staff Security Refund												
12	PF & Gratuity Refund												
13	Savings Refund to Bene.												
14	Investment to FDR												
15	Loan to Staff												
16	Member welfare fund refund												
17	Provision for Exp. Payment												
18	Advance		24,000					765,075		75,000			4,369,935
19	<b>Capital Expenditure:</b>												
20	Land & Building												2,717,514
21	Vehicle												
22	Furniture & Fixture		49,190						10,100				201,176
23	Computer												
24	Photocopier												
25	Generator												
26	Office Equipment					98,978							174,308
27	<b>Closing Balances</b>												
28	Cash in Hand	15,939	7	9		5,000		2,497		25			34,927
29	Cash at Bank	8,783,218	1,340	14,363	5,538	240		19,867	33,111	58,042		1,475	755,680
<b>Total Taka:</b>		<b>8,783,218</b>	<b>452,300</b>	<b>8,471,976</b>	<b>5,538</b>	<b>5,760,734</b>	<b>1,378,252</b>	<b>4,288,040</b>	<b>5,045,264</b>	<b>6,240,174</b>	<b>1,000</b>	<b>5,166,702</b>	<b>114,485,241</b>



**Eco Social Development Organization (ESDO)**  
 Collegepara, Thakurgaon  
 Gender Equality, Child Protection & Promotion of Human Rights  
 Receipts & Payments Accounts  
 For the Period from 01 July 2017 to 30 June 2018

Sl. No	Particulars	CSP-Pan	CSP-Tha	NNMC	PREMDIP	AVCB	A2H-R	AAH-Ulipur	CHP	Total Taka
	<b>RECEIPTS</b>									
1	Opening Balances									-
2	Cash in Hand				3,992		5,000	5,000	460	14,452
3	Cash at Bank		107,466		2,174,787	78,707	584,282	48,471	41,928	3,035,641
4	Donor Fund	1,006,490	3,437,353	4,590,000	25,263,696	120,321,655	50,073,204			204,692,398
5	Bill & Interest Receivable Received		0			8,200,002				8,200,002
6	Service Charge	20,000	20,000		692,525					732,525
7	Member Subscription									-
8	Bank Interest									-
9	Other Income									-
10	Management & Overhead Income									-
11	Loan Received from PKSF & Bank									-
12	Loan Recovery from Bene.									-
13	Savings Received from Bene									-
14	Member Welfare Received from Bene.									-
15	Loan Recovery from Staff									-
16	Loan Recovery from Inter Project									-
17	Loan Received from GF	2,735,620	4,430,000	1,050,440		720,000				8,936,060
18	Staff Security Received									-
19	Gratuity & PF Received									-
20	FDR Encashment									-
21	Suspenses A/C									-
22	Advance Recovery									-
	<b>Total Taka:</b>	<b>3,762,110</b>	<b>7,994,819</b>	<b>5,640,440</b>	<b>28,135,000</b>	<b>129,320,364</b>	<b>50,662,486</b>	<b>53,471</b>	<b>42,388</b>	<b>225,611,078</b>



Sl. No	Particulars	CSP-Fan	CSP-Tha	NNMC	PREMDIP	AVCB	A2H-R	AAH-Ulipur	CHP	Total Taka
	<b>PAYMENTS</b>									
1	No Poverty & Zero Hunger									
2	Good Health, Clean Water & Sanitation									
3	Education & Technical Vocational Training									
4	Gender Equality, Child Protection & Promotion of Human Rights	2,518,187	3,052,209	3,979,377	26,500,298	114,938,458	50,431,681	53,471	42,388	201,516,069
5	Sustainable Communities, Climate Action & Promotion of Affordable Clean Energy									
6	Innovation & Organizational Development									
7	Loan Disbursement									
8	Loan Refund to PKSF & Bank									
9	Loan to Inter Project									
10	Loan Refund (General)	1,056,490	4,478,994	1,050,440						6,585,924
11	Staff Security Refund									
12	PF & Gratuity Refund									
13	Savings Refund to Bene.									
14	Investment to FDR									
15	Loan to Staff									
16	Member welfare fund refund									
17	Provision for Exp. Payment									
18	Advance				2,824	8,334				11,158
19	<b>Capital Expenditure:</b>									
20	Land & Building									
21	Vehicle				288,698					288,698
22	Furniture & Fixture			19,250	113,679	14,353,498	130,805			14,617,232
23	Computer			77,700	56,450					134,150
24	Photocopier									
25	Generator									
26	Office Equipment									
27	<b>Closing Balances</b>									
28	Cash in Hand			3,787	10,000	10,000	5,000			28,787
29	Cash at Bank	187,433	463,616	509,886	1,163,051	10,074	95,000			2,429,060
	<b>Total Taka:</b>	<b>3,762,110</b>	<b>7,994,819</b>	<b>5,640,440</b>	<b>28,135,000</b>	<b>129,320,364</b>	<b>50,662,486</b>	<b>53,471</b>	<b>42,388</b>	<b>225,611,078</b>





**Eco Social Development Organization (ESDO)**  
 Collegepara, Thakurgaon  
 Sustainable Communities, Climate Action &  
 Promotion of Affordable Clean Energy

**Receipts & Payments Accounts**

For the Period from 01 July 2017 to 30 June 2018

Sl. No	Particulars	SSWMP	LICHP	ESDO Solar	Padma	PMBP- General	MAX	PPRP	SUWP-Ran	SUWP DFID- Ran	ERF-W.R- SLRP	ERF- Premdeep	ERF-Care
	<b>RECEIPTS</b>												
1	Opening Balances												
2	Cash in Hand			6,539	1,788								
3	Cash at Bank	29,008		655,637	97,589		574,887	915					
4	Donor Fund		985,509	18,732,680	8,738,465	4,192,679	12,836,362		6,413,677	5,149,059	278,640	6,120,744	3,031,500
5	Bill & Interest Receivable Received			1,500,000	1,735,990								
6	Service Charge	2,736,120		4,321,814		6,429,636							
7	Member Subscription												
8	Bank Interest	2,898		69							513		
9	Other Income	-											
10	Management & Overhead Income												
11	Loan Received from PKSF & Bank												
12	Loan Recovery from Bene.												
13	Savings Received from Bene												
14	Member Welfare Received from Bene.												
15	Loan Recovery from Staff				350,970								
16	Loan Recovery from Inter Project												
17	Loan Recovery from GF	125,000	824,000	8,566,000			4,858,275		580,708		2,250		
18	Staff Security Received												
19	Gratuity & PF Received												
20	FDR Encashment												
21	Suspenses A/C												
22	Advance Recovery			617,900	6,000	282,100			97,686	2,210,933			
	<b>Total Taka:</b>	<b>2,893,026</b>	<b>1,809,509</b>	<b>34,400,639</b>	<b>10,930,802</b>	<b>10,904,415</b>	<b>18,269,524</b>	<b>915</b>	<b>7,092,071</b>	<b>7,359,992</b>	<b>281,403</b>	<b>6,120,744</b>	<b>3,031,500</b>



**Eco Social Development Organization (ESDO)**  
**Collepara, Thakurgaon**  
**Sustainable Communities, Climate Action &**  
**Promotion of Affordable Clean Energy**

**Receipts & Payments Accounts**

For the Period from 01 July 2017 to 30 June 2018

Sl. No	Particulars	WFP cash support	ERF(D+J)	Food Dinajjur	Wash Crisis	Water aid-ERF	ER-J Pur	ER-Gai	ER-Kuri	NFR	ERF-Vola	Total Taka
	<b>RECEIPTS</b>											
1	Opening Balances											-
2	Cash in Hand										1,845	10,172
3	Cash at Bank						50,251	9,235	86,445	425	1,221,050	2,725,442
4	Donor Fund	54,475,608	52,943,030	1,201,471	1,526,250	281,403						176,907,077
5	Bill & Interest Receivable Received											3,235,990
6	Service Charge											13,487,570
7	Member Subscription											-
8	Bank Interest											3,480
9	Other Income											-
10	Management & Overhead Income											-
11	Loan Received from PKSF & Bank											-
12	Loan Recovery from Bene.											-
13	Savings Received from Bene											-
14	Member Welfare Received from Bene.											-
15	Loan Recovery from Staff											350,970
16	Loan Recovery from Inter Project											-
17	Loan Received from GF											14,956,233
18	Staff Security Received											-
19	Gratuity & PF Received											-
20	FDR Encashment											-
21	Suspenses A/C											-
22	Advance Recovery											3,214,619
	<b>Total Taka:</b>	<b>54,475,608</b>	<b>52,943,030</b>	<b>1,201,471</b>	<b>1,526,250</b>	<b>281,403</b>	<b>50,251</b>	<b>9,235</b>	<b>86,445</b>	<b>425</b>	<b>1,222,895</b>	<b>214,891,553</b>



**Eco Social Development Organization (ESDO)**  
 Collegepara, Thakurgaon  
 Sustainable Communities, Climate Action &  
 Promotion of Affordable Clean Energy

**Receipts & Payments Accounts**  
 For the Period from 01 July 2017 to 30 June 2018

Sl. No	Particulars	SSWMP	LICHP	ESDO Solar	Padma	PMBP-General	MAX	PPRP	SUWP-Ran	SUWP DFID-Ran	ERF-W-R-SLRP	ERF-Prmddeep	ERF-Care
	<b>PAYMENTS</b>												
1	No Poverty & Zero Hunger												
2	Good Health, Clean Water & Sanitation												
3	Education & Technical Vocational Training												
4	Gender Equality, Child Protection & Promotion of Human Rights												
5	Sustainable Communities, Climate Action & Promotion of Affordable Clean Energy	2,636,317	1,158,266	22,147,726	10,706,691	10,598,417	12,877,687	915	1,627,156	4,063,382	279,777	6,120,744	3,031,500
6	Innovation & Organizational Development												
7	Loan Disbursement												
8	Loan Refund to PKSF & Bank									1,085,677			
9	Loan to Inter Project												
10	Loan Refund (General)	37,843	650,000	8,254,098			4,858,275		1,084,677				
11	Staff Security Refund												
12	PF & Gratuity Refund												
13	Savings Refund to Bene.												
14	Investment to FDR												
15	Loan to Staff												
16	Member welfare fund refund												
17	Provision for Exp. Payment												
18	Advance			535,000	165,000	284,888			2,096,489	2,210,933			
19	<b>Capital Expenditure:</b>												
20	Land & Building												
21	Vehicle						8,900						
22	Furniture & Fixture												
23	Computer												
24	Photocopier												
25	Generator												
26	Office Equipment				38,000								
27	<b>Closing Balances</b>												
28	Cash in Hand			5,000									
29	Cash at Bank	218,866	1,243	3,458,815	21,111	21,110	524,662		2,283,749		1,625		
	<b>Total Taka:</b>	<b>2,893,026</b>	<b>1,809,509</b>	<b>34,400,639</b>	<b>10,930,802</b>	<b>10,904,415</b>	<b>18,269,524</b>	<b>915</b>	<b>7,092,071</b>	<b>7,359,992</b>	<b>281,402</b>	<b>6,120,744</b>	<b>3,031,500</b>



**Eco Social Development Organization (ESDO)**  
 Collegepara, Thakurgaon  
 Sustainable Communities, Climate Action &  
 Promotion of Affordable Clean Energy

**Receipts & Payments Accounts**

For the Period from 01 July 2017 to 30 June 2018

SL No	Particulars	WFP cash support	ERF(D+J)	Food Dinaipur	Wash Crisis	Water aid-ERF	ER-J.Pur	ER-Gai	ER-Kuri	NFR	ERF-Vola	Total Taka
	<b>PAYMENTS</b>											
1	No Poverty & Zero Hunger											
2	Good Health, Clean Water & Sanitation											
3	Education & Technical Vocational Training											
4	Gender Equality, Child Protection & Promotion of Human Rights											
5	Sustainable Communities, Climate Action & Promotion of Affordable Clean Energy	54,194,358	51,126,230	1,201,471	1,175,350	281,403	50,251	9,235	86,445	425	1,222,895	184,596,641
6	Innovation & Organizational Development											
7	Loan Disbursement											
8	Loan Refund to PKSF & Bank											
9	Loan to Inter Project											
10	Loan Refund (General)											1,085,677
11	Staff Security Refund											14,884,893
12	PF & Gratuity Refund											
13	Savings Refund to Bene.											
14	Investment to FDR											
15	Loan to Staff											
16	Member welfare fund refund											
17	Provision for Exp. Payment											
18	Advance											5,292,310
19	<b>Capital Expenditure:</b>											
20	Land & Building											
21	Vehicle		128,000									136,900
22	Furniture & Fixture		739,300									739,300
23	Computer		408,000		213,640							621,640
24	Photocopier											
25	Generator											
26	Office Equipment	281,250	541,500		137,260							998,010
27	<b>Closing Balances</b>											
28	Cash in Hand											5,000
29	Cash at Bank											6,531,181
	<b>Total Taka:</b>	<b>54,475,608</b>	<b>52,943,030</b>	<b>1,201,471</b>	<b>1,526,250</b>	<b>281,403</b>	<b>50,251</b>	<b>9,235</b>	<b>86,445</b>	<b>425</b>	<b>1,222,895</b>	<b>214,891,552</b>



**Eco Social Development Organization (ESDO)**  
 Collepara, Thakurgaon  
 Innovation & Organizational Development  
 Receipts & Payments Accounts  
 For the Period from 01 July 2017 to 30 June 2018

Sl.No	Particulars	GF	Guest House	ESDO HOUSE	Aroni Trans	Vehicle	ERC-Photocopy	Aroni Mini Shop	S.J Bhabhan	Staff Contribution	WWF	Aroni P&S
	<b>RECEIPTS</b>											
1	Opening Balances	73,825										
2	Cash in Hand								1,156			
3	Cash at Bank	807,351	237,510						439,699		99,368	603,991
4	Donor Fund						171,378					3,675,266
5	Bill & Interest Receivable Received											
6	Service Charge		695,182		452,247	943,680	666,879	1,619,586	1,211,404	457,300		5,187,629
7	Member Subscription	10,500										
8	Bank Interest	9,382	768			554		1,133		2,093	794	8,968
9	Other Income											
10	Management & Overhead Income											
11	Loan Received from PKSf & Bank	83,200,000										
12	Loan Recovery from Bene.											
13	Savings Received from Bene											
14	Member Welfare Received from Bene.							20,000				
15	Loan Recovery from Staff											
16	Loan Recovery from Inter Project	355,056,484							5,094		2,507,534	
17	Loan Received from GF	5,509,097	785,250	9,753,965	9,000	496,000			25,906,000	1,830	4,000,000	
18	Staff Security Received											
19	Gratuity & PF Received											
20	FDR Encashment										807,947	
21	Suspenses A/C											
22	Advance Recovery	10,378	75,000					637,460	205,397			364,300
	<b>Total Taka:</b>	<b>444,677,017</b>	<b>1,793,710</b>	<b>9,753,965</b>	<b>461,247</b>	<b>1,440,234</b>	<b>838,257</b>	<b>2,278,179</b>	<b>27,768,750</b>	<b>461,223</b>	<b>7,415,643</b>	<b>9,840,154</b>



**Eco Social Development Organization (ESDO)**  
 Collegepara, Thakurgaon  
 Innovation & Organizational Development  
 Receipts & Payments Accounts  
 For the Period from 01 July 2017 to 30 June 2018

Sl. No	Particulars	GRATUITY	DEV	Advance	PF	Secu & Vchi	Lokayan Jadughar	Dainik Lokayn	Aroni Niketon	Total Taka
<b>RECEIPTS</b>										
1	Opening Balances									-
2	Cash in Hand							529	540	76,050
3	Cash at Bank	447,461	671,447		1,065,880	488,688	457,758	438,600	139,781	5,897,534
4	Donor Fund									3,846,644
5	Bill & Interest Receivable Received									-
6	Service Charge	1,826,231	41,479	252,624	5,216,488			1,220,963	304,050	20,095,742
7	Member Subscription									10,500
8	Bank Interest	844			1,309		587			26,432
9	Other Income									-
10	Management & Overhead Income									-
11	Loan Received from PKSF & Bank									83,200,000
12	Loan Recovery from Bene.									-
13	Savings Received from Bene		3,382,934							3,382,934
14	Member Welfare Received from Bene.									-
15	Loan Recovery from Staff				9,931,210	3,978,561		680,000		14,609,771
16	Loan Recovery from Inter Project	12,354,542		4,150	23,177,678					393,105,482
17	Loan Received from GF	14,700,000	1,300,000	2,680,700	18,250,000	860,000	900,000	80,075		85,231,917
18	Staff Security Received					1,323,800				1,323,800
19	Gratuity & PF Received	8,724,654			26,065,982					34,790,636
20	FDR Encashment	5,735,221			8,494,417					15,037,585
21	Suspenses A/C									-
22	Advance Recovery			6,793,084	390,000		80,700			8,556,319
<b>Total Taka:</b>										<b>669,191,346</b>
										<b>444,371</b>
										<b>2,420,167</b>
										<b>1,439,045</b>
										<b>6,651,049</b>
										<b>92,592,964</b>
										<b>5,395,860</b>
										<b>43,788,953</b>



**Eco Social Development Organization (ESDO)**  
 Collegepara, Thakurgaon  
 Innovation & Organizational Development  
 Receipts & Payments Accounts  
 For the Period from 01 July 2017 to 30 June 2018

Sl. No	Particulars	GF	Guest House	ESDO HOUSE	Aroni Trans	Vehicle	ERC-Photocopy	Aroni Mini Shop	S.J Bhaban	Staff Contribution	WWF	Aroni P&S
<b>PAYMENTS</b>												
1	No Poverty & Zero Hunger											
2	Good Health, Clean Water & Sanitation											
3	Education & Technical Vocational Training											
4	Gender Equality, Child Protection & Promotion of Human Rights											
5	Sustainable Communities, Climate Action & Promotion of Affordable Clean Energy											
6	Innovation & Organizational Development	25,049,615	779,496	754,352	181,819	1,389,739	134,491	1,496,567	1,398,579	359	2,123,440	4,608,008
7	Loan Disbursement											
8	Loan Refund to PKSF & Bank	53,200,000										
9	Loan to Inter Project	265,404,747					60,000		340,150		94,290	
10	Loan Refund (General)	79,924,682	104,696	110,000	209,000					443,000	4,000,000	705,000
11	Staff Security Refund									4,300		
12	PF & Gratuity Refund											
13	Savings Refund to Bene.											
14	Investment to FDR										110,773	
15	Loan to Staff											
16	Member welfare fund refund											3,702,442
17	Provision for Exp. Payment								31,488			369,300
18	Advance	113,390	70,000	150,000				652,460	655,200			
<b>Capital Expenditure:</b>												
19	Land & Building	14,524,651		8,577,237					24,971,714			
20	Vehicle											
21	Furniture & Fixture		428,686						189,350			
22	Computer											
23	Photocopier											
24	Generator											
25	Office Equipment											
26	<b>Closing Balances</b>											
27	Cash in Hand	42,784		27,181					74,489	2,400		455,404
28	Cash at Bank	6,417,148	410,832	135,195	70,428	50,496	152,320	129,152	19,169	11,164	1,087,140	
		<b>444,677,017</b>	<b>1,793,710</b>	<b>9,753,965</b>	<b>461,247</b>	<b>1,440,235</b>	<b>838,257</b>	<b>2,278,179</b>	<b>27,768,750</b>	<b>461,223</b>	<b>7,415,643</b>	<b>9,840,154</b>
<b>Total Taka:</b>												



**Eco Social Development Organization (ESDO)**  
**Collepara, Thakurgaon**  
**Innovation & Organizational Development**  
**Receipts & Payments Accounts**  
**For the Period from 01 July 2017 to 30 June 2018**

Sl. No	Particulars	GRATUITY	DEV	Advance	PF	Secu & Vehi	Lokayan Jadughar	Daimik Lokayn	Aroni Niketon	Total Taka
	<b>PAYMENTS</b>									
1	No Poverty & Zero Hunger									
2	Good Health, Clean Water & Sanitation									
3	Education & Technical Vocational Training									
4	Gender Equality, Child Protection & Promotion of Human Rights									
5	Sustainable Communities, Climate Action & Promotion of Affordable Clean Energy									
6	Innovation & Organizational Development	1,836,287	3,827,955	2,211	5,241,991	186,342	9,596	620,745	202,191	49,843,783
7	Loan Disbursement									
8	Loan Refund to PKSf & Bank									53,200,000
9	Loan to Inter Project	23,300,000		850,000	39,133,101			260,000		329,442,288
10	Loan Refund (General)	14,700,000	1,300,000	3,234,073	18,250,000	650,000		500,000	230,000	124,360,451
11	Staff Security Refund					1,256,872				1,261,172
12	PF & Gratuity Refund	1,397,349			4,363,527					5,760,876
13	Savings Refund to Bene.									
14	Investment to FDR	868,838	36,053		641,283					1,656,947
15	Loan to Staff				17,674,241					17,674,241
16	Member welfare fund refund									
17	Provision for Exp. Payment									
18	Advance			5,099,000	390,000		281,390	171,473	4,000	4,225,376
	<b>Capital Expenditure:</b>									
19	Land & Building						1,117,902			49,191,504
20	Vehicle					4,515,525				4,515,525
21	Furniture & Fixture									618,036
22	Computer									
23	Photocopier									
24	Generator									
25	Office Equipment									88,611
26	<b>Closing Balances</b>									
27	Cash in Hand	1,686,479	231,852	545,274	6,898,821	42,310	1,220	2,256		150,330
28	Cash at Bank	43,788,953	5,395,860	9,730,558	92,592,964	6,651,049	1,439,045	2,420,167	444,371	192,455,994
	<b>Total Taka:</b>									669,191,347





**Eco Social Development Organization (ESDO)**  
**CONSOLIDATED FIXED ASSETS SCHEDULE**

As at 30th June 2018

Sl. No.	Particulars	Cost				Rate of Dep	Depreciation			WDV 30.06.2018
		Balance as on 30.06.2017	Addition during the year	Adjustment t/Disposal during the	Balance as on 30.06.18		Balance as on 30.06.2017	Addition during the year	Balance as on 30.06.18	
1	Land & Land Development	88,665,770	11,280,000	-	99,945,770	-	-	-	99,945,770	
2	Bulding & Constraction	166,373,399	49,417,854	-	215,791,253	10	14,866,511	81,992,650	133,798,603	
3	Furniture & Fixture	33,730,968	19,382,696	-	53,113,664	10	4,066,529	16,514,899	36,598,765	
4	Motor Cycle & Vhicale	67,671,342	8,458,085	-	76,129,427	20	8,592,923	41,757,736	34,371,691	
5	Computer	14,954,952	919,141	-	15,874,093	20	1,365,236	10,413,150	5,460,943	
6	Photocoper	1,115,737	305,000	-	1,420,737	20	108,997	984,750	435,987	
7	Machinery & Equipment	24,652,161	3,691,655	-	28,343,816	20	3,205,231	15,522,890	12,820,926	
8	Generator	611,050	536,175	-	1,147,225	20	166,461	481,381	665,844	
	<b>Total Taka.</b>	<b>397,775,379</b>	<b>93,990,606</b>	<b>-</b>	<b>491,765,985</b>		<b>32,371,889</b>	<b>167,667,457</b>	<b>324,098,528</b>	

